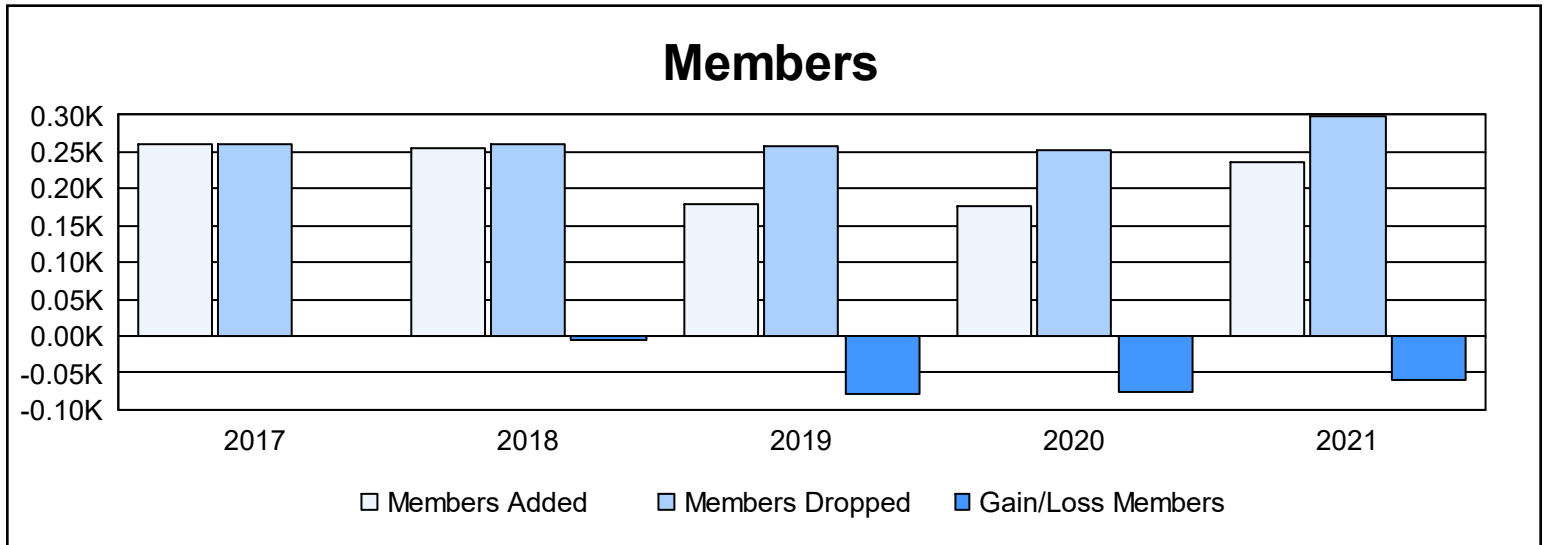
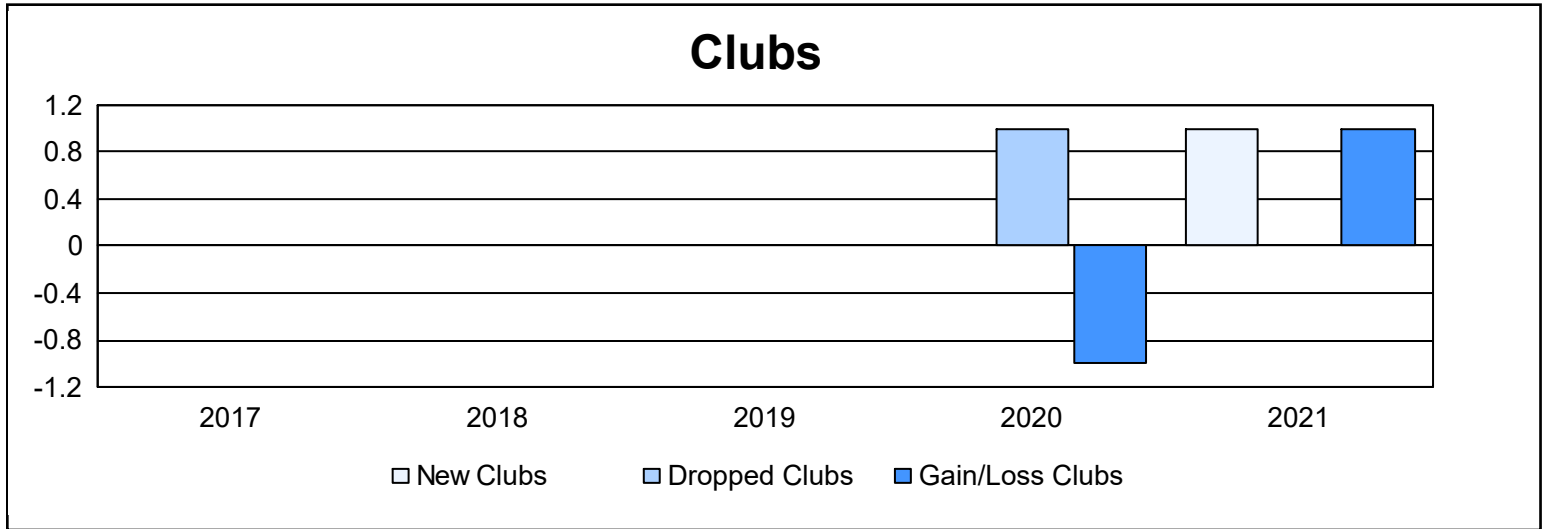
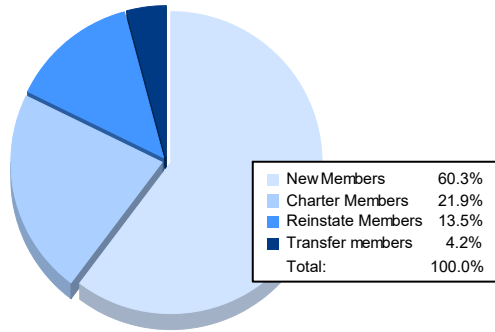


| Year           | New Clubs | Dropped Clubs | Gain/Loss Clubs | New Members | Charter Members | Reinstate Members | Transfer Members | Total Member Added | Total Members Dropped | Gain/Loss Members |
|----------------|-----------|---------------|-----------------|-------------|-----------------|-------------------|------------------|--------------------|-----------------------|-------------------|
| 2016-2017      | 0         | 0             | 0               | 187         | 3               | 33                | 37               | 260                | 260                   | 0                 |
| 2017-2018      | 0         | 0             | 0               | 191         | 3               | 18                | 43               | 255                | 260                   | -5                |
| 2018-2019      | 0         | 0             | 0               | 130         | 1               | 21                | 27               | 179                | 259                   | -80               |
| 2019-2020      | 0         | 1             | -1              | 134         | 6               | 20                | 17               | 177                | 253                   | -76               |
| 2020-2021      | 1         | 0             | 1               | 143         | 52              | 32                | 10               | 237                | 298                   | -61               |
| <b>Average</b> | <b>0</b>  | <b>0</b>      | <b>0</b>        | <b>157</b>  | <b>13</b>       | <b>25</b>         | <b>27</b>        | <b>222</b>         | <b>266</b>            | <b>-44</b>        |



### Membership Composition June 2021 Cumulative



### Gender Composition June 2021 Cumulative

